






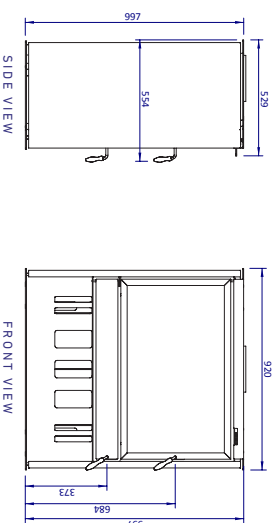
# FIREPLACE 850 FS

*Style and tradition*

-  **POWER:** 27 kW  
23.216 Kcal/h
-  **HEATING RANGE:** Up to 180 m<sup>2</sup> / 1.937 sq ft
-  **MEASUREMENTS:** High 39,30"  
Width 36,20"  
Depth 20,80"
-  **WEIGHT:** 314,16 lbs
-  **FLUE DIAMETER:** 6"
-  **BAFFLE:** Stainless steel

(1) Estimated average for housing in Chile.

## MEASURES



Note:  
Measures in mm.

## FEATURES

HIGH EFFICIENCY IN A CLASSIC DESIGN



GREAT FIRE VIEW



INTERIOR COATED BOX FOR LONGER USE-FUL LIFE AND A BETTER COMBUSTION

